

Lady Bug Enclosed Mobility Scooter User Manual Addendum



Brake and Brake Lock
- more on page 2

Screen Interface
- more on page 2

Drive / Reverse
Window Wiper

Indicators
Low Beam / High Beam
Horn

Key – Turn
on / Off

Travel Speed | Heat / Air | USB Plug
- more about Travel Speed on page 3

1.

HAND-BRAKES

Use your Hand-Brake to stop! This is the rear brakes.

To LOCK the brakes, press and hold with one hand the brake...







While still holding the brake, use your other (right) hand to press the click button down to lock it in! Once it is pushed down, hold, and let go of the brakes. They should stay in the locked position.



To release the brakes, simply grab the hand brake and squeeze. The click button will pop up when you release the lock lever.



Screen Interface:

Display Sign	What is means	Other notes
Left and Right Arrows	Indicators Left and Right	The arrow will flash if the indicator has been turned on.
 (Headlights)	High or Low Beam	Will light up when on
	Speed odometer – how fast you are travelling	
	Battery gauge – “H” is high”, “L” is low.	The colours will drop from “H” to “L”. When you get to the Yellow, you should immediately finish your journey and charge your Lady Bug. Charge after each use. Keep battery full.
	Distance Travelled	Keep an eye on how far you travelled, so you know when your next service is OR if you need to go home and recharge your Lady Bug battery



Travel Speed

"L" : Fast SPEED (Max Speed)

"S" : Slow Speed (Max 10km)

**do NOT travel on Pedestrian footpaths on "L" Speed.*



Inner Door

You can open the door

You have keys to lock the Lady Bug. *the keys for the ignition are different to the keys for locking the doors.

You can wind the window down

What is around the Seat Area



Lever for Seat Forward or Backwards adjustment

Scooter Charger Port

OFF / overload Switch



Seat Belt

Seat Lever for Recline adjustment

Serial Number

Outside the Lady Bug Enclosed Mobility Scooter – The Door



Door – unlock the door with the key. Then push in (push key slot inwards) to open the door. 