

# 4PT™

4 POLE TECHNOLOGY



S941  
Explorer



# S941 Explorer

## Features

- Brand new sporty streamline design.
- Fully adjustable suspension system that delivers a smooth and comfortable ride.
- Modern LED lighting system delivers a brilliant light with less power consumption.
- Digital LCD dashboard display: time display, battery gauge, temperature, maintenance messages, speed display and odometer.
- Extra storage space beneath tiller.
- Built-in half speed switch which operates automatically when turning to provide extra safety.
- With Merits 4PT (4 pole technology) and large controller delivering much more power for climbing steep driveways and hills.
- With new easy to access 12 volt socket.



Modern LED lighting system delivers brilliant light with less power consumption.



More space for storage



Digital LCD dashboard display




Handy 12 volt socket

## Dimensions cm




seat width  
46cm



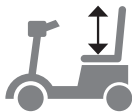
seat depth  
40cm



seat height  
from ground  
63.5cm




seat height  
from deck  
43-48cm



back height  
46cm



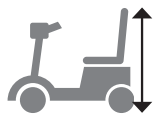
wheel base  
97cm



length  
130cm



width  
69cm



height  
125cm

## Weight kg

base	battery/ea	seat	total with battery	capacity
69	17	18	118	159

Scooter World Australia is committed to constantly improve and develop products, we reserve the right to alter specifications without prior notice. Pictures for illustration purposes only.

## Technical Specs.

speed	10-12kph
range up to	40km
turn radius	167cm
ground clearance	9cm
motor	DC24V,1750W, 4 pole
controller	Dynamic Rhino2-120A
battery	12V / 40-50AH x 2
charger	5A off-board
gradient	10°
front wheel	12"
rear wheel	12"
brake	intelligent, regenerative, electromagnetic brakes.



[www.scooterworldaustralia.com.au](http://www.scooterworldaustralia.com.au)