

*WE
CARE*

EASY MOBILITY

EASY LIFE



2020

SOLAX
AUSTRALIA

www.mobilityscootersforsale.com.au

ABOUT Solax



Solax has been established in mainland China since 1993 as a manufacturer of innovative, high quality niche mobility products. Innovation, research and development are the core competencies that have lead Solax to become a global success.

After extensive trials, testing and negotiations Solax Mobility Scooters Australia have been invited to become an Australian Distributer for the Solax Brand.

Solax Mobility Scooters Australia (SMSA) import and supply a core range of portable mobility scooters to dealers across Australia. SMSA also stock parts, accessories and are knowledgeable on fault finding and repairs.

SOLAX DESIGN CONCEPT

1. ADAPTABLE TO VARIOUS ROAD CONDITIONS

Designing a large range of scooters designed for particular uses such as travel and all-terrain. The R&D Team work hard on using products that are specialized, yet perform well in the majority of situations the user may face.

2. ABLE TO TRAVEL AROUND THE WORLD

Solax Scooters comply with international safety regulations and can be taken through security at airports and other travel checkpoints. Designed to be lightweight and highly portable, they occupy a very small amount of space when folded, allowing to easily store the scooter in the boot of a car, cruise ship cabin, hotel room or at home.

3. SAFETY

Intelligent electromagnetic brake systems, reverse safety tones and easy fold designs, including automatic folding models allow for safe interactions at any given time.

4. AVIATION GRADE ALUMINUM ALLOY

The scooters frames are made from aviation grade aluminum, to provide strength, yet reduce overall weight of the product. Most scooters have a carrying capacity of 125kg or more

5. DURABLE WEAR-RESISTANT TYRES

The tyres have been designed to provide maximum grip and minimizing skidding or slipping. The puncture proof tyres will allow for a long life-cycle.

6. INTELLIGENT OPERATION DESIGN

















The Solax scooter range is very intuitive to operate. The easy adjust speed dial and turning angle protection function allow for safe use in different situations and minimize the risk of rolling the scooter.

7. FUN AND COMFORTABLE RIDE

The tiller height and angle are adjustable and the seat comes with a padded base, backrest and flip up armrests to provide comfort to the user, without adding unnecessary weight.

















MOBIE PLUS



<p>FOLDING</p>  <p>Folds down easily by pulling a lever.</p> <p>MANUAL FOLD</p>	<p>ADJUSTABILITY</p>  <p>adjustable tiller inward and upward flip up removable armrests.</p>	<p>BATTERY RANGE</p>  <p>15 km 9.3 ml</p> <p>EASY READ BATTERY BAR</p>	<p>WEIGHT CAPACITY</p>  <p>125 kg 275 lbs</p>
<p>TYRES</p>  <p>Solid Puncture Proof</p>	<p>DRIVING SPEED</p>  <p>6.4 kph 4 Mph</p> <p>ADJUSTABLE SPEED DIAL</p>	<p>WEIGHT</p>  <p>with battery 24.5kg / 54lbs</p> <p>without battery 23.3kg / 51.36lbs</p>	<p>SAFE GRADIENT</p>  <p>0-15 degrees</p> <p>REAR ANTI-TIP WHEELS</p>
<p>TURNING RADIUS</p>  <p>140cm 55.11 in</p>	<p>MOTOR</p>  <p>24V 180W</p>	<p>FOLDED DIMENSIONS</p>  <p>Length: 460mm Width: 460mm Height: 630mm</p>	<p>UNFOLDED DIMENSIONS</p>  <p>Length: 980mm Width: 460mm Height: 870mm</p>
<p>BATTERY</p>  <p>24V 10 AH Lithium Ion (Plane Safe)</p> <p>ALLOWANCE TO CARRY 2ND BATTERY PACK ON BOARD</p>	<p>CHARGER</p>  <p>29V 2 A on board charger</p> <p>CHARGE WHILE FOLDED OR UNFOLDED</p>	<p>SUSPENSION</p>  <p>No Suspension</p>	<p>LIGHTS</p>  <p>No Lights</p>

GENIE PLUS












<p>FOLDING</p> <p> Push and hold the button to fold</p> <p>AUTOMATIC FOLD WITH MANUAL OVERRIDE</p>	<p>ADJUSTABILITY</p> <p> adjustable tiller inward and upward flip up removable armrests.</p>	<p>BATTERY RANGE</p> <p> 15 km 9.3 ml</p> <p>EASY READ BATTERY BAR</p>	<p>WEIGHT CAPACITY</p> <p> 125 kg 275 lbs</p>
<p>TYRES</p> <p> Solid Puncture Proof</p>	<p>DRIVING SPEED</p> <p> 6.4 kph 4 Mph</p> <p>ADJUSTABLE SPEED DIAL</p>	<p>WEIGHT</p> <p> with battery 25.5kg / 56.2lbs without battery 24.3kg / 53.5lbs</p>	<p>SAFE GRADIENT</p> <p> 0-15 degrees</p> <p>REAR ANTI-TIP WHEELS</p>
<p>TURNING RADIUS</p> <p> 140cm 55.11 in</p>	<p>MOTOR</p> <p> 24V 180W</p>	<p>FOLDED DIMENSIONS</p> <p> Length: 460mm Width: 460mm Height: 630mm</p>	<p>UNFOLDED DIMENSIONS</p> <p> Length: 980mm Width: 460mm Height: 870mm</p>
<p>BATTERY</p> <p> 24V 10 AH Lithium Ion (Plane Safe)</p> <p>ALLOWANCE TO CARRY 2ND BATTERY PACK ON BOARD</p>	<p>CHARGER</p> <p> 29V 2 A on board charger</p> <p>CHARGE WHILE FOLDED OR UNFOLDED</p>	<p>SUSPENSION</p> <p> No Suspension</p>	<p>LIGHTS</p> <p> No Lights</p>



<p>FOLDING</p> <p>Push and hold the button to fold</p> <p><i>AUTOMATIC FOLD WITH MANUAL OVERRIDE</i></p>	<p>ADJUSTABILITY</p> <p>adjustable tiller inward and upward flip up removable armrests.</p>	<p>BATTERY RANGE</p> <p>15 km 9.3 ml</p> <p><i>EASY READ BATTERY BAR</i></p>	<p>WEIGHT CAPACITY</p> <p>125 kg 275 lbs</p>
<p>TYRES</p> <p>Solid Puncture Proof</p>	<p>DRIVING SPEED</p> <p>6.4 kph 4 Mph</p> <p><i>ADJUSTABLE SPEED DIAL</i></p>	<p>WEIGHT</p> <p>with battery 23kg / 45.8lbs</p> <p>without battery 21.5kg / 42.9lbs</p>	<p>SAFE GRADIENT</p> <p>0-15 degrees</p> <p><i>REAR ANTI-TIP WHEELS</i></p>
<p>TURNING RADIUS</p> <p>140cm 55.11 in</p>	<p>MOTOR</p> <p>24V 180W</p>	<p>FOLDED DIMENSIONS</p> <p>Length: 460mm Width: 460mm Height: 630mm</p>	<p>UNFOLDED DIMENSIONS</p> <p>Length: 980mm Width: 460mm Height: 870mm</p>
<p>BATTERY</p> <p>24V 10 AH Lithium Ion (Plane Safe)</p> <p><i>ALLOWANCE TO CARRY 2ND BATTERY PACK ON BOARD</i></p>	<p>CHARGER</p> <p>29V 2 A on board charger</p> <p><i>CHARGE WHILE FOLDED OR UNFOLDED</i></p>	<p>SUSPENSION</p> <p>No Suspension</p>	<p>LIGHTS</p> <p>Front & Rear Reflectors only</p>

PORTABLE HOIST



<p>FOLDED DIMENSIONS</p>  <p>Depth: 230mm Width: 400mm Height: 700mm</p>	<p>UNFOLDED DIMENSIONS</p>  <p>Depth: 700mm Width: 850mm Height: 1780mm Lifting height: 1500mm</p>	<p>WEIGHT</p>  <p>10kg 22lbs</p>	<p>WEIGHT CAPACITY</p>  <p>Can lift items up to 30kg / 66.1lbs</p>
<p>FOLDING</p>  <p>Requires some practice to fold</p> <p><i>MANUAL FOLD</i></p>	<p>TYRES</p>  <p>6 solid wheels to allow easy moving while folded and unfolded</p>	<p>MOTOR</p>  <p>24V 180W</p>	<p>SAFE GRADIENT</p>  <p>The hoist should be operated on level ground</p>
<p>BATTERY</p>  <p>lifts using scooter battery. Also available with separate battery</p>			

PREDATOR 350



WEIGHT CAPACITY



150 kg
330 lbs

ADJUSTABILITY



height adjustable tiller
well padded adjustable captain style seat

22 INCH SEAT

BATTERY RANGE



up to 35 km
up to 21.7 ml

EASY READ BATTERY BAR

SAFE GRADIENT



0-15 degrees

REAR ANTI-TIP WHEELS


TYRES



17 inch
43.2cm

TUBELESS ALL TERRAIN TYRES


DRIVING SPEED



up to 20 kph
up to 12.42 Mph

ONE HAND ACCELERATION LEVER

WEIGHT



without battery
160kg
352.74 lbs

LIGHTS




LED front and rear lights

TURNING RADIUS



250 cm
98 in


MOTOR



24V 350W x 4


ONE MOTOR PER WHEEL

UNFOLDED DIMENSIONS



Length: 1670mm
Width: 850mm
Height: 1480mm

BATTERY




24V 100AH x 2
lead acid

CHARGER



24V 15A
off board charger















SUSPENSION



Double Wishbone independent suspension

PREDATOR 500



<p>WEIGHT CAPACITY</p>  <p>180 kg 396 lbs</p>	<p>ADJUSTABILITY</p>  <p>height adjustable tiller well padded adjustable captain style seat</p> <p>22 INCH SEAT</p>	<p>BATTERY RANGE</p>  <p>up to 35 km up to 21.7 ml</p> <p>EASY READ BATTERY BAR</p>	<p>SAFE GRADIENT</p>  <p>0-15 degrees</p> <p>REAR ANTI-TIP WHEELS</p>
<p>TYRES</p>  <p>19 inch 48.26cm</p> <p>EXTRA CHUNKY TUBELESS ALL TERRAIN TYRES</p>	<p>DRIVING SPEED</p>  <p>up to 20 kph up to 12.42 Mph</p> <p>ADJUSTABLE SPEED DIAL</p>	<p>WEIGHT</p>  <p>without battery 182kg 401.241 lbs</p>	<p>LIGHTS</p>  <p>LED front and rear lights</p>
<p>TURNING RADIUS</p>  <p>250 cm 98 in</p>	<p>MOTOR</p>  <p>24V 500W x 4</p> <p>ONE MOTOR PER WHEEL</p>	<p>UNFOLDED DIMENSIONS</p>  <p>Length: 1670mm Width: 1100mm Height: 1810mm</p>	
<p>BATTERY</p>  <p>24V 100AH x 2 lead acid</p>	<p>CHARGER</p>  <p>24V 15A off board charger</p>	<p>SUSPENSION</p>  <p>Double Wishbone independent suspension</p>	

ACCESSORIES



SPECIFICATIONS COMPARISON

METRIC

	Mobie	Genie Plus	Maleta	Predator350	Predator500
Weight Capacity	125kg	125kg	125kg	150kg	180kg
Battery Range	15km	15km	15km	35km	35km
Weight wo Battery	23.3kg	24.3kg	19.5kg	160kg	182kg
Weight w Battery	24.5kg	25.5kg	20.8kg	224.kg	246kg
Max Speed	6.4kmh	6.4kmh	6.4kmh	20kmh	20kmh
Turning Radius	140cm	140cm	140cm	250mm	250mm
Safe Gradient	15degrees	15degrees	12degrees	15degrees	15degrees
Lights fitted	No	No	Yes	Yes	Yes
Digital Dash	No	No	Yes	No	No

IMPERIAL

	Mobie	Genie Plus	Maleta	Predator350	Predator500
Weight Capacity	275lbs	275lbs	275lbs	330lbs	396lbs
Battery Range	9.3mls	9.3mls	9.3mls	21.7mls	21.7mls
Weight wo Battery	51.4lbs	53.6lbs	42.9lbs	352.7lbs	401.2lbs
Weight w Battery	54lbs	56.2lbs	45.8lbs	493lbs	542lbs
Max Speed	4mlh	4mlh	4mlh	12mlh	12mlh
Turning Radius	55in	55in	55in	98in	98in
Safe Gradient	15degrees	15degrees	12degrees	15degrees	15degrees
Lights fitted	No	No	Yes	Yes	Yes
Digital Dash	No	No	Yes	No	No

OTHER PRODUCTS AVAILABLE

KYMCO MOBILITY SCOOTERS



Mini Comfort



Super 8



Agility



Maxer

KYMCO POWERCHAIRS



K-Chair



K-Movie Rehab



K-Movie Captain

LIGHTWEIGHT ELECTRIC WHEELCHAIRS



E-Traveller 120



E-Traveller 180

SOLAX AUSTRALIA

SOLAX & KYMCO MOBILITY SCOOTERS
2 Wellman St Reservoir Australia 3073

admin@mobilityscootersforsale.com.au



www.mobilityscootersforsale.com.au