

# Drypower Gel

HYBRID GEL TYPE  
**DEEP CYCLE POWER**



12V

24Ah

SLA

GEL  
Deep Cycle

## 12GB24C

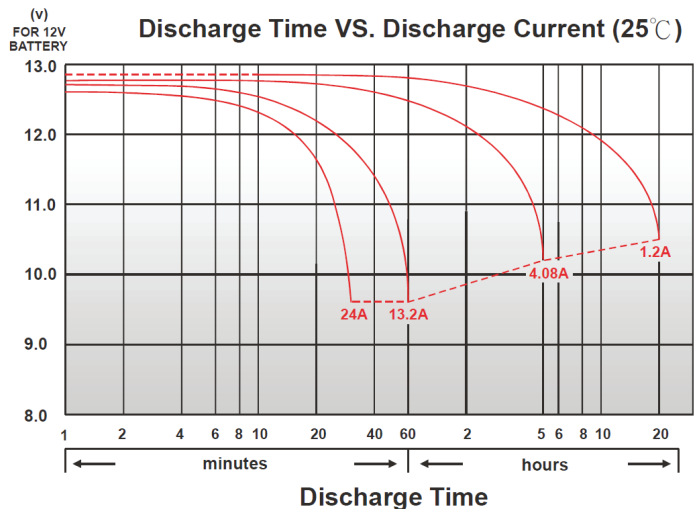
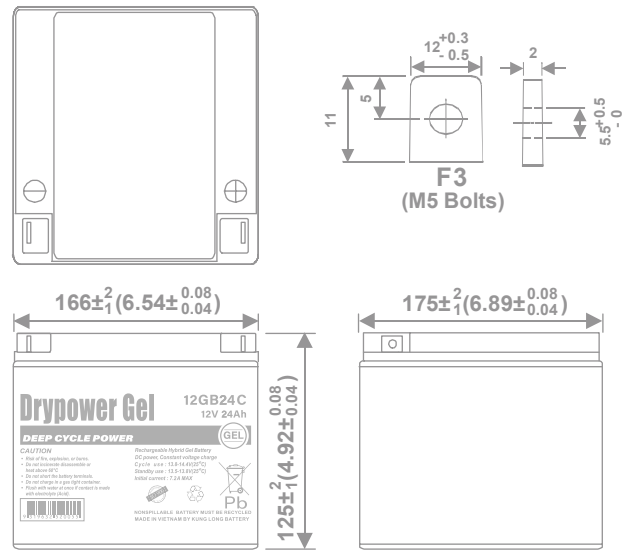
Rechargeable Hybrid Gel Lead Acid Battery

### SPECIFICATIONS

Nominal Voltage	12V	
Nominal Capacity		
20 hour rate (1.20A to 10.50V)	24Ah	
5 hour rate (4.08A to 10.20V)	20.4Ah	
1 hour rate (13.2A to 9.60V)	13.2Ah	
1C (24A to 9.60V)	12.8Ah	
Weight	Approx. 9.3kg	
Internal Resistance (at 1KHz)	Approx. 7mΩ	
Maximum Discharge Current (5 secs)	360A	
Charge Methods at 25°C		
Cycle Use		
Charging Voltage	13.8V to 14.4V	
Coefficient -5.0mV/°C/Cell		
Maximum Charging Current	7.2A	
Standby Use		
Float Charging Voltage	13.5V to 13.8V	
Coefficient -3.0mV/°C/Cell		
Operating Temperature Range		
Charge	-15°C to 40°C	
Discharge	-15°C to 50°C	
Storage	-15°C to 40°C	
Charge Retention (Shelf Life) at 20°C		
1 month	92%	
3 months	90%	
6 months	80%	
Case Material	ABS UL94 HB	
Termination	F3 (M5 Bolts)	
Design Life	7-10 years	
Classified as a non-spillable battery. Approved for transportation by:		
• Air (IATA/ICAO provision A67)		
• Road		
• Sea (per IMDG Special Provision 238)		
Barcode	 9319632520055	

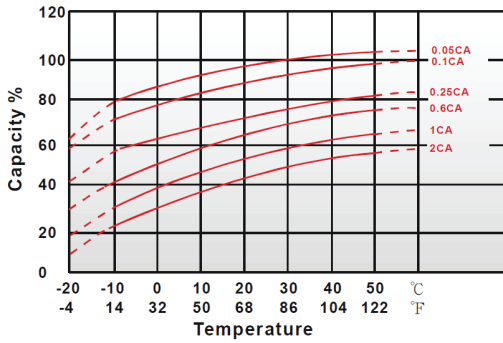


### DIMENSIONS mm (inch)

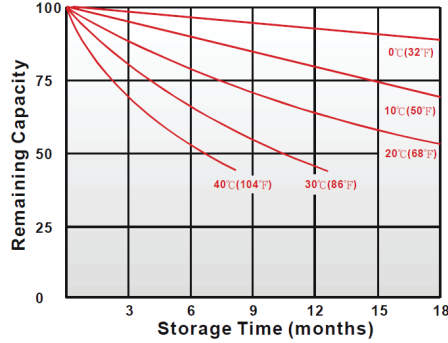


## CHARACTERISTICS CHARTS

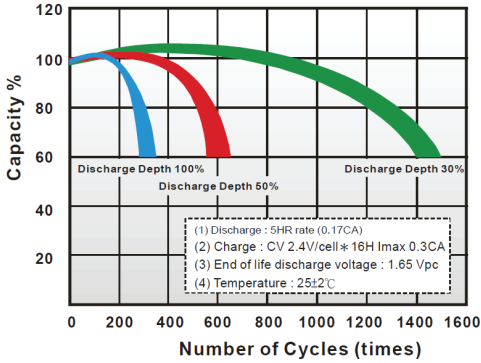
Effect of Temperature on Capacity 25°C (77°F)



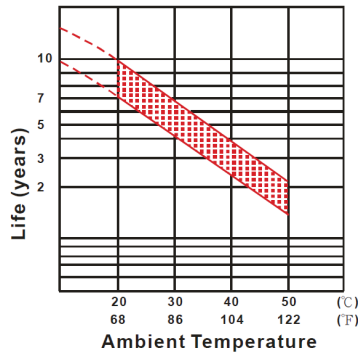
Capacity Retention Characteristic



Cycle Service Life



Trickle (or float) Service Life



## FEATURES & BENEFITS

- ◆ Industry leading 99.99% pure lead content for superior service life and dependable performance.
- ◆ Gel compound contains more electrolyte that is more evenly distributed across the battery, producing stable output throughout its service life, minimising sulphation and significantly improving standby life.
- ◆ Low internal resistance for optimum charge and discharge efficiency.
- ◆ Maintenance free technology and non-spillable design.
- ◆ Better suited for more extreme operating temperatures.
- ◆ Manufactured by Kung Long Battery (KLB) at facilities in Taiwan and Vietnam. KLB is a leading manufacturer and complies with relevant international quality standards including ISO9001, CE ETL9000, UL1989, OHSAS18001 and ISO17025. KLB supports Green Sustainable supply chain practices.



## PERFORMANCE DATA

Discharge Rates in Watts to Various End Voltages at 25°C (77°F)

End Voltage		1.85V	1.80V	1.75V	1.70V	1.67V	1.65V	1.60V
Time								
5	min	133	151	163	170	172	174	174
10	min	91.2	101	106	110	114	117	122
15	min	67	77.2	82	86.6	88.5	90.2	92.7
30	min	35.5	41.1	45.1	47.8	48.4	49.3	50.3
60	min	23.2	25.5	27.3	28.8	29.3	29.8	30.5
120	min	15.5	16.7	17.5	18.2	18.3	18.7	19
180	min	11.5	12.2	12.6	12.9	13	13.1	13.3
240	min	9.38	9.95	10.2	10.4	10.5	10.6	10.7
300	min	8.15	8.5	8.65	8.77	8.80	8.85	8.92
600	min	4.6	4.85	5.04	5.18	5.21	5.25	5.3
1200	min	2.53	2.62	2.68	2.73	2.74	2.76	2.78

Discharge Rates in Amperes to Various End Voltages at 25°C (77°F)

End Voltage		1.85V	1.80V	1.75V	1.70V	1.67V	1.65V	1.60V
Time								
5	min	67	79.6	88.5	94.2	95.9	97.7	99.5
10	min	47.2	53.1	56	58.7	60.8	62.5	65.6
15	min	32.6	38.2	42.1	45.3	46.5	47.4	48.7
30	min	18.2	21.4	23.7	25.4	25.9	26.6	27.1
60	min	14.3	15.1	15.5	15.9	16	16.2	16.4
120	min	8.41	8.79	9.04	9.27	9.34	9.4	9.49
180	min	5.75	6.06	6.29	6.51	6.58	6.64	6.73
240	min	4.89	5.17	5.36	5.52	5.56	5.6	5.67
300	min	4.15	4.38	4.56	4.7	4.73	4.77	4.82
600	min	2.21	2.36	2.47	2.56	2.58	2.61	2.64
1200	min	1.17	1.24	1.29	1.33	1.34	1.36	1.38

All data on the spec. sheet is an average value:

The tolerance range :  $X < 6\text{min}$  (+15%~-15%),  $6\text{min} \leq X < 10\text{min}$  (+12%~-12%),  $10\text{min} \leq X < 60\text{min}$  (+8%~-8%),  $X \geq 60\text{min}$  (+5%~-5%)

Aug2020

Performance may vary depending on application. All specifications are correct at time of creation. All specifications and operation conditions contained in this datasheet are subject to change or improvement without prior notice to the user. This data is for evaluation purposes only. No guarantee is intended or implied by this data. For clarification and updated information, please contact us.